

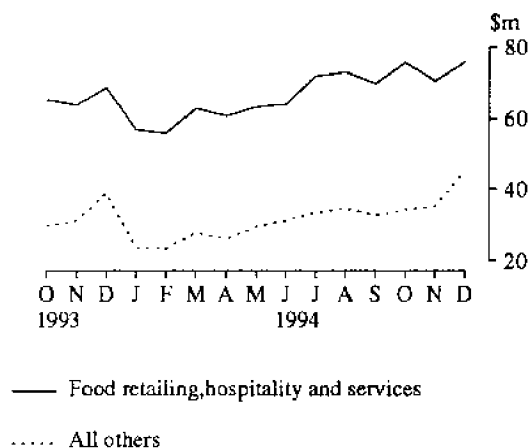
CATALOGUE NUMBER 1307.7

EMBARGOED UNTIL 11:30 AM TUES 21 FEBRUARY 1995

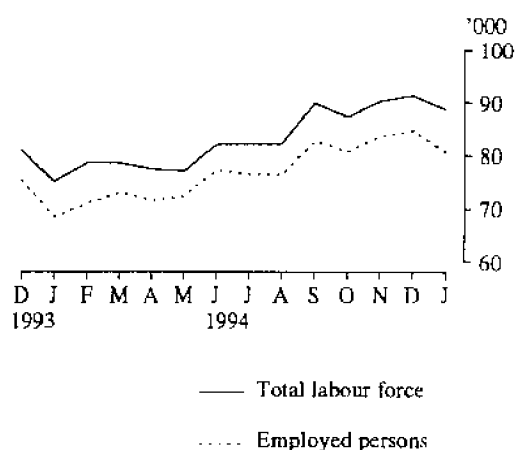
NORTHERN TERRITORY BUSINESS INDICATORS, FEBRUARY 1995

SUMMARY OF RESULTS

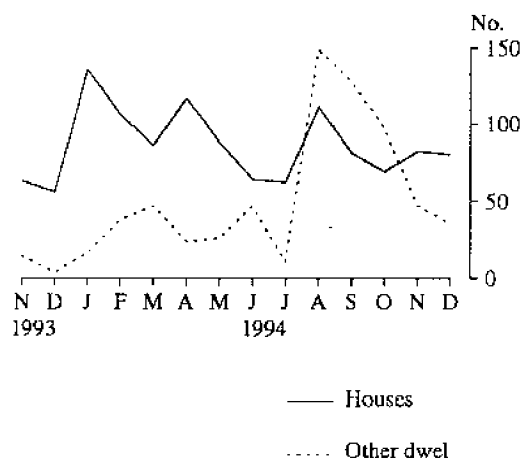
TURNOVER OF RETAIL ESTABLISHMENTS



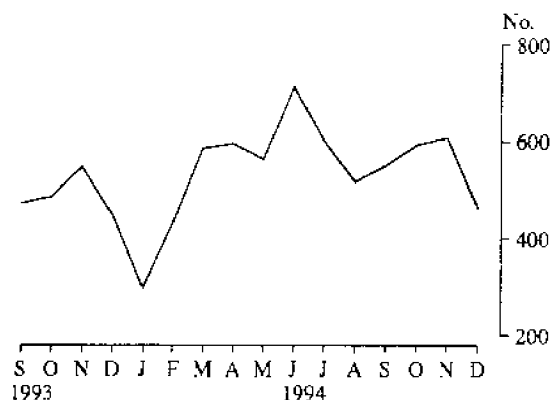
LABOUR FORCE



NEW DWELLING UNITS APPROVED



NEW MOTOR VEHICLE REGISTRATIONS



PHONE INQUIRIES

- about these and other ABS statistics and services — contact **Information Services** on Darwin (089) 432111 or any other ABS office.

MAIL INQUIRIES

- write to **Information Services**, ABS, GPO Box 3796, Darwin 0801, or any ABS State office.

Figures have been taken from a variety of ABS publications. Copies may be obtained from Information Services. Some of the figures shown are preliminary, some final and some are revisions of previously published figures.

Bob Harrison
Statistician, Northern Territory

Indicator	Unit	Northern Territory				Australia		
		Latest period	Latest figure	Change from previous period (%)	Change from same period previous year (%)	Latest figure	Change from previous period (%)	Change from same period previous year (%)
LABOUR FORCE								
Employed	'000	Jan-95	80.7	-4.8	17.8	7,953.4	-2.5	3.6
Unemployed	'000	Jan-95	8.1	24.6	24.6	853.7	5.7	-12.9
Unemployment rate (a)	%	Jan-95	9.1	2.0	0.4	9.7	0.7	-1.6
Participation rate (a)	%	Jan-95	72.9	-2.2	10.4	62.7	-1.2	0.2
AVERAGE WEEKLY EARNINGS								
Males	\$	Aug-94	656.40	-0.3	-1.5	631.80	1.1	2.2
Females	\$	Aug-94	455.50	1.2	1.7	421.40	-0.3	2.9
Total persons	\$	Aug-94	561.40	-0.1	0.0	536.20	0.8	3.0
RETAIL TURNOVER								
Food & Hospitality & Services	\$m	Dec-94	75.9	7.8	10.6	6,208.4	17.3	8.2
All other stores	\$m	Dec-94	45.3	28.3	16.5	6,151.5	44.5	3.2
Total	\$m	Dec-94	121.2	14.7	12.7	12,359.9	29.4	5.7
PRICES								
Consumer Price Index								
Food (1989-90=100.0)		Dec qtr-94	112.8	0.0	0.2	110.9	0.5	1.3
Housing (1989-90=100.0)		Dec qtr-94	107.7	2.3	4.6	97.5	2.7	4.2
Transport (1989-90=100.0)		Dec qtr-94	114.5	-0.3	1.0	116.8	-0.2	2.9
All groups (1989-90=100.0)		Dec qtr-94	113.7	0.6	1.8	112.8	0.8	2.5
Average Retail Prices								
Beer, draught, 285ml glass	cents	Sep qtr-94	203	0.0	3.6
Bread, white, 680g	cents	Sep qtr-94	170	1.2	1.2
Milk, carton, 1 litre	cents	Sep qtr-94	94	0.0	0.0
Petrol, leaded, 1 litre	cents	Sep qtr-94	74.8	1.5	0.8
Steak, rump, 1 kg	cents	Sep qtr-94	1,287	3.3	5.7
INDUSTRIAL DISPUTES no. of days lost								
OCCURED	per '000 employees	Year ended Oct-94	122.0	165.2	221.1	69.0	-8.0	-66.8
BUILDING								
Approvals								
New houses	no.	Dec-94	80	-2.4	42.9	8550	-24.4	-13.8
Other residential	no.	Dec-94	35	-25.5	775.0	4258	-2.7	11.6
Total new residential building	\$m	Dec-94	11.0	-27.3	103.8	1,234.0	-11.7	7.5
Total non-residential building	\$m	Dec-94	7.0	-51.4	-32.5	559.9	-23.4	-27.8
Value of all building approved	\$m	Dec-94	20.0	-41.0	19.4	1,945.7	-17.2	-7.0
Commencements - New Houses	no.	Sep qtr-94	197	-38.8	-39.0	33,733	0.7	3.2
Value of total work done during period (d)	\$m	Sep qtr-94	75.5	-15.2	0.3	7,165.5	4.2	10.8
HOUSING FINANCE								
Secured commitments to individuals								
For construction of dwellings	\$m	Nov-94	5.1	50.0	15.9	654.7	9.4	2.8
For purchase of new dwellings	\$m	Nov-94	1.3	-13.3	-31.6	204.9	1.2	6.2
For purchase of established dwellings (b)	\$m	Nov-94	17.8	1.7	-16.4	2,838.8	13.4	-5.8
PRODUCTION								
Ready mixed concrete	'000 cu. m	Aug-94	15	50.0	15.4	1,509	4.9	17.4
NEW MOTOR VEHICLE REGISTRATIONS								
Motor vehicles	no.	Dec-94	463	-23.7	3.3	52,800	-4.8	8.8
Motor cycles	no.	Nov-94	28	-24.3	-9.7	1,981	19.5	9.4
OVERSEAS TRADE								
Imports	\$m	Dec-94	14.2	-73.2	-45.1	5,832.5	-9.0	6.5
Exports (c)	\$m	Dec-94	82.2	-13.3	-20.3	5,213.3	-4.8	-0.1
TOURIST ACCOMMODATION								
Hotel, Motels & Guest Houses								
Room occupancy rate (a)	%	Sep qtr-94	71.0	13.8	3.6	58.4	4.3	3.9
Bed occupancy rate (a)	%	Sep qtr-94	43.2	9.4	2.0	35.9	3.3	2.4
Takings from accommodation	\$m	Sep qtr-94	29.4	32.4	10.5	759.9	12.7	13.1
POPULATION								
Estimated Resident Population	'000	Jun qtr-94	171.1	0.2	1.1	17,843.3	0.2	1.1

Source: ABS Catalogue Nos: 3101.0, 5609.0, 5461.0, 6202.0, 6302.0, 6321.0, 6401.0, 6403.0, 8361.0, 8501.0, 8635.0, 8635.7, 8731.0, 8731.7, 8752.0, 8752.7, 9301.0, 9303.0

Symbols used in this publication: .. not applicable, - nil or rounded to zero, n.a. not available, r revised, (a) change shown in terms of percentage points, (b) excludes refinancing, (c) excludes re-exports (d) includes Residential and Non-residential building.

